



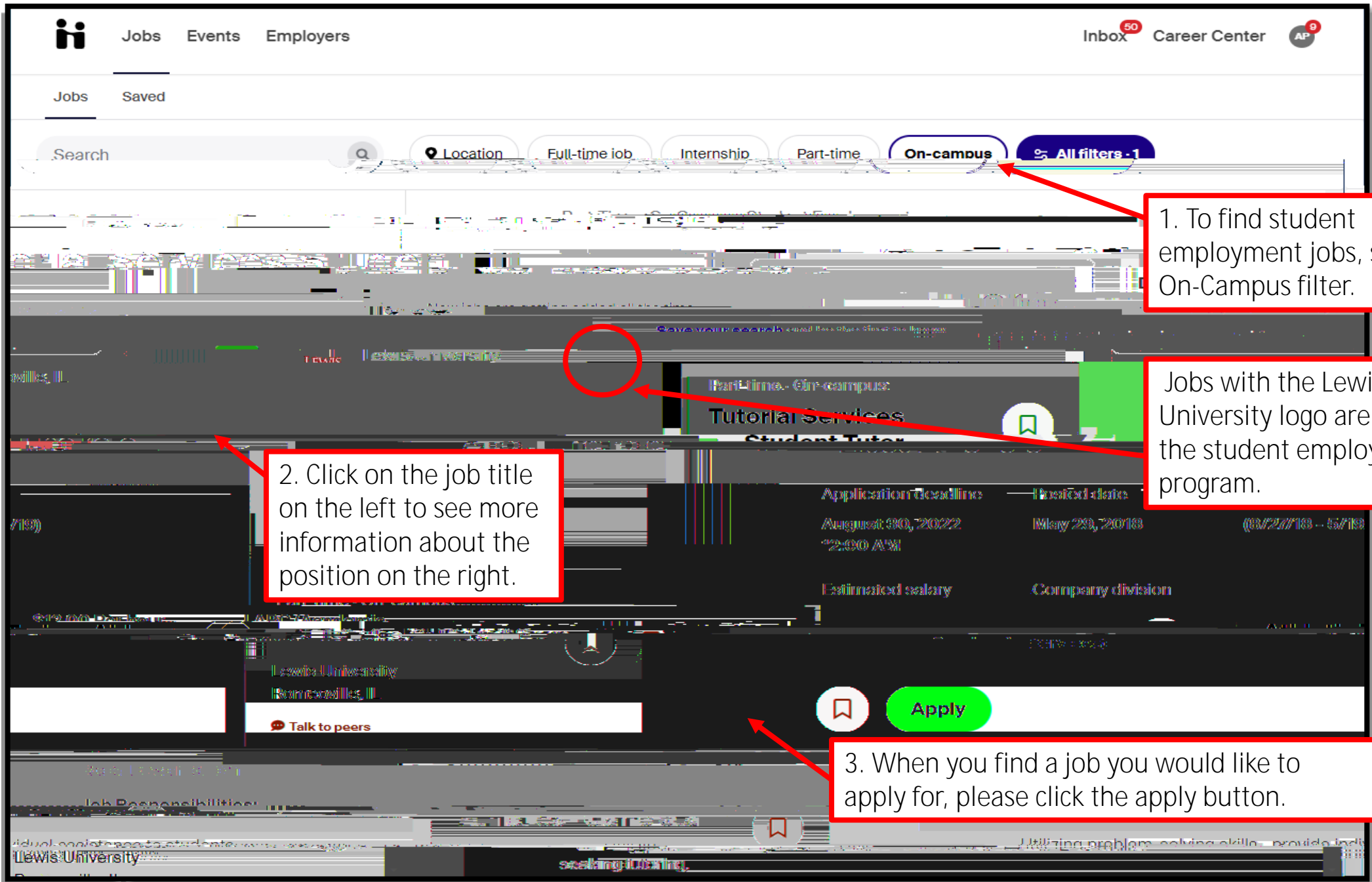
How to find student employment jobs with Flyers Get Hired/Handshake

Log into the myLewis Portal and select the Resources icon.
Then select Handshake from the list of University Resources





Click on Jobs in the top menu bar (visible from any screen)



1. To find student employment jobs, select the On-Campus filter.

2. Click on the job title on the left to see more information about the position on the right.

Jobs with the Lewis University logo are part of the student employment program.

3. When you find a job you would like to apply for, please click the apply button.

1. To apply for any student employment job, you will need to complete the Lewis University Student Employment Application which can be downloaded after hitting the apply button. Save your completed application to your computer so you can upload it as you apply for jobs.

NOTE: PLEASE BE SURE TO SAVE THE DOCUMENT TO YOUR COMPUTER, FILL IT OUT, AND

